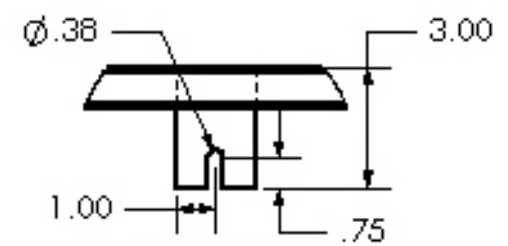
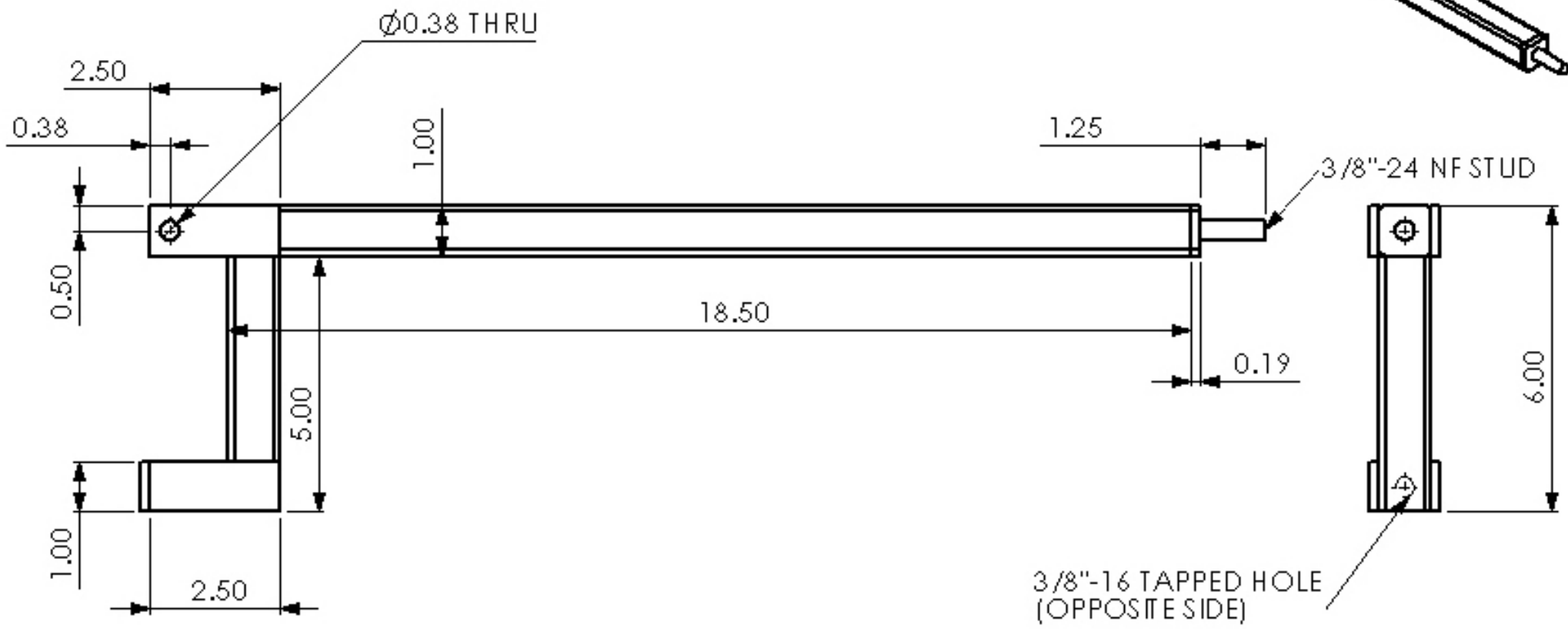
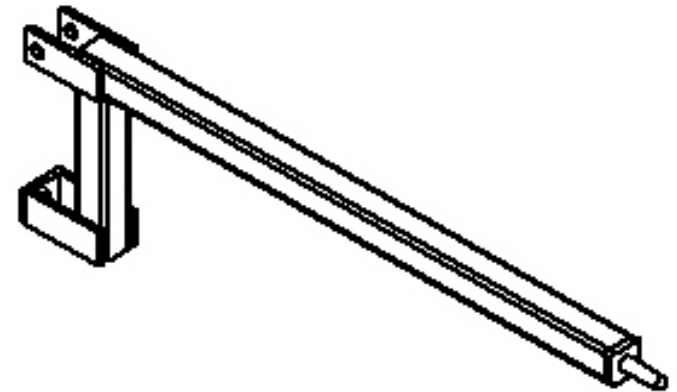


DETAIL A
SCALE 1 : 5



DETAIL B
SCALE 1 : 5

CARGO BIKE TRAILER			
MATERIAL	1" SQUARE STEEL TUBING		
DWG NO	1	DWG BY	D B C
DWG NO	1	DATE	5/3/12
FOR FUNCTIONS	FUNCTIONAL girls		SCALE
			1:10



MATERIAL:
 1"X1" SQUARE STEEL TUBE 18.5" LONG
 1"X1" SQUARE STEEL TUBE 5" LONG
 1"X3/16" STEEL BAR 13" LONG
 3/8"-24 X 1.25" LONG BOLT (USED AS A STUD)

CARGO BIKE TRAILER			
PART NO		PULLING ARM	
QTY	1	DWG BY	D B C
DWG NO	2	DATE	4/23/2012
TOLERANCES: FRACTIONAL 1/16		SCALE	N/A