

Introduction: How to make a farm

Step Number: 1

Step Title: Water

Screenshot(s):



Description of Step: Find a body of water or make your own

Step Number: 2

Step Title: Planting

Screenshot(s):



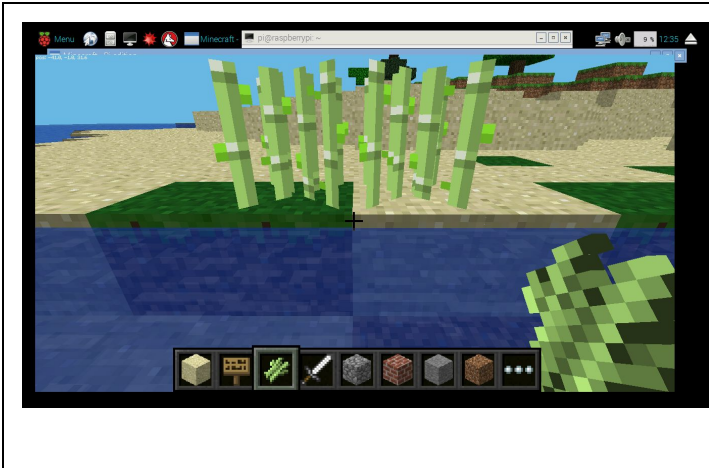
Description of Step: right click on the edge of the water where you want your sugarcane. The water must be directly touching the block you want to plant on.

Step Number: 3

Step Title: Faster Growth

Screenshot(s):

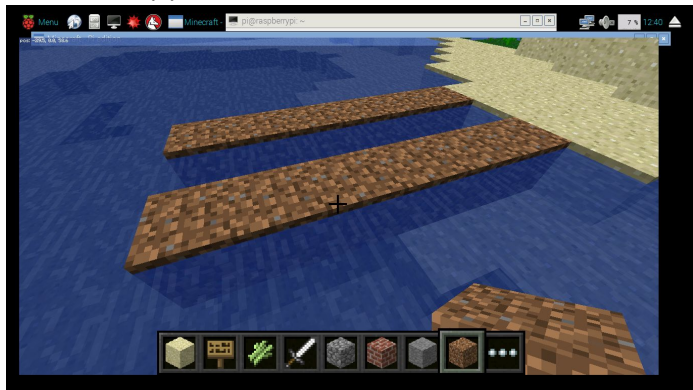
Description of Step: Most of the time sugarcane will grow faster on sand not dirt .



Step Number: 4

Step Title: Organization

Screenshot(s):

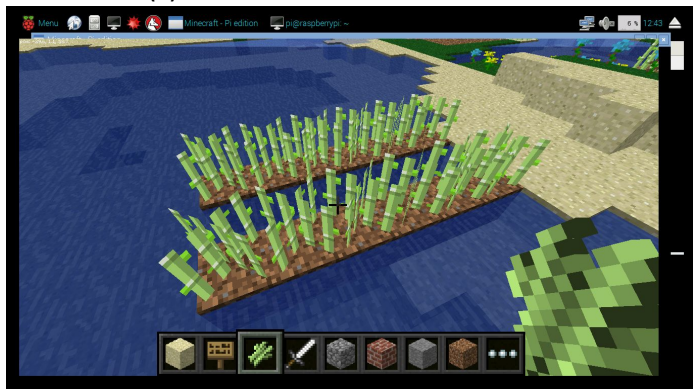


Description of Step: If you want to be more organized make 1by however long you want your farm to be in the water with dirt. You have to use dirt be cause sand will fall.

Step Number: 5

Step Title: Planting orderly

Screenshot(s):

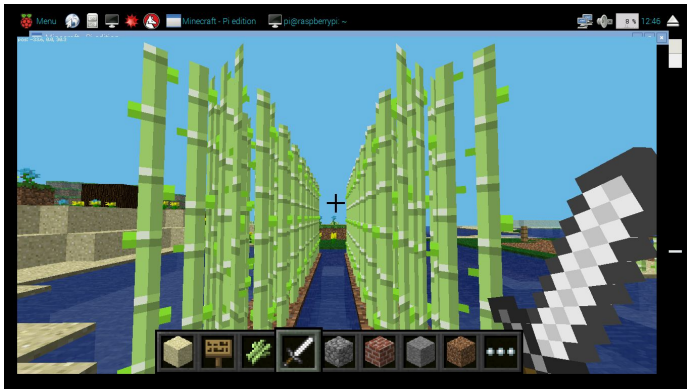


Description of Step: Finally place your sugarcane on the dirt.

Step Number: 6

Step Title: Harvesting

Screenshot(s):



Description of Step: Harvest your sugar cane when it is 3 blocks high then repeat steps 6-7.