





1. Connect the first LED to D2 on the Grove shield.



2. It should look like this.



3. Connect the second LED to D3 on the Grove shield.





4. Attach the USB-B to the Arduino, and the other end (with the USB-A to USB-C adaptor if you have a MAC) to your laptop.