

Suporte para violão feito de PVC
Brunna Silva
Setembro 2013
Escala 1:25

Montagem:


Encaixe as peças. Não é necessário usar cola para cano.

O vergalhão fica dentro da peça A.
Sem precisar fixá-lo dentro dos canos.

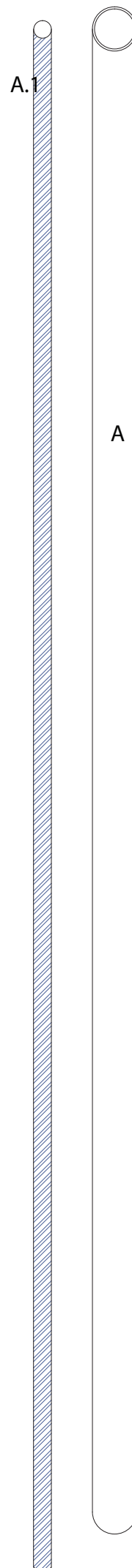

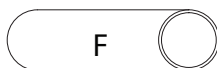
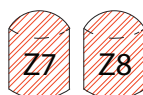
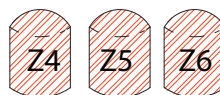
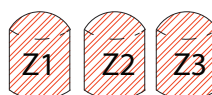


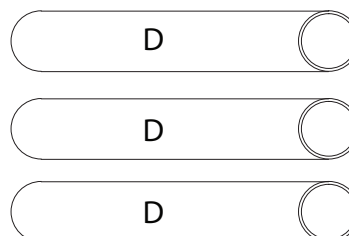
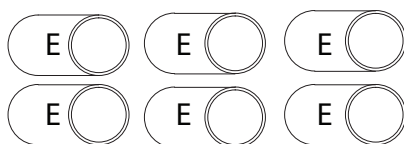
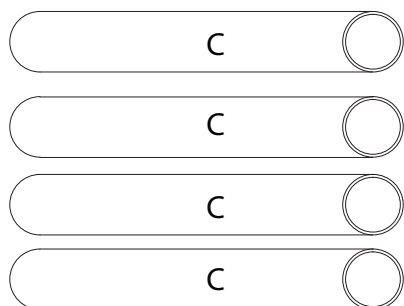
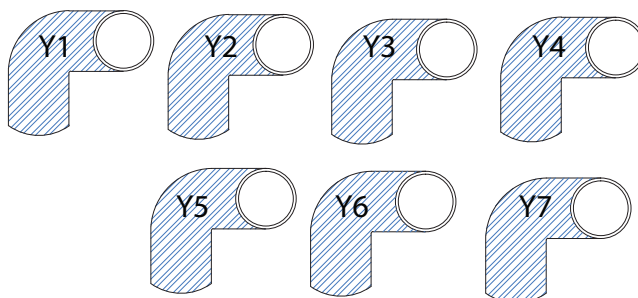
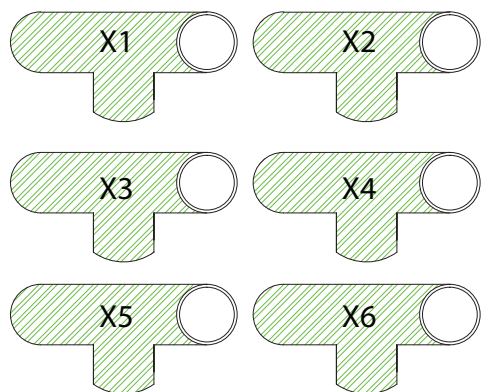
Resultado:



Os canos foram pintados com tinta spray preta após terem sido montados.



Suporte para violão feito de PVC
 Brunna Silva
 Setembro 2013
 Escala 1:25



A - 67,5 cm
 A.1 - 69,5 (vergalhão 6.3mm)
 B - 13,5 cm
 C - 11 cm
 D - 9,5 cm
 E - 2 cm
 F - 5 cm